

RATIONALE:

- We have a duty to ensure our learners develop their understanding of some of the sacrifices that have been made in order for us to live in this society today. They will build on their local historical knowledge to begin to understand how other historical events have a national and global impact
- Using the context of World War 1, learners will understand what may have led to the outbreak of World War 2 and learn about the short term and long term impact of the war through gaining knowledge about life on the home front and how people's actions have determined the future we now live in.
- Learners will understand 'bias' and 'propaganda' in the context of WW2 and study the 1940's style of posters used to convey messages during the period
- Learners will work collaboratively, building on their sketching and painting skills, to create a piece of artwork for display in the local area.
- Learners will develop their understanding of how art reflects and shapes history.

English

History

Art



We VALUE creativity

Pupils will be taught to critically evaluate products for purpose when we analyse the World War 2 propaganda posters for effectiveness and style. These skills will also be used when designing our own posters.



We VALUE Respect

We will develop empathy for evacuees by experiencing a "real life" evacuation at short notice to the middle school, then use this to do some writing about the evacuation from Tyneham, Dorset in 1943. Pupils will learn to compromise when working in groups to create a poster for display in the local area.



We VALUE Independence

Pupils will be encouraged to pursue improvement through planning, drafting and editing narratives. Pupils will also work independently to create appropriate slogans and poster designs. They will then make decisions about selection of the highest quality content within a group.

CHALLENGE: To encourage people in the local community to remember and respect the sacrifices made during World War 2

OUTCOME: A series of posters to be displayed around the local area

STEPS TO SUCCESS:

- Share newspaper article about WW veterans
- Study the reasons as to why WW2 began, including looking at what happened at the end of WW1
- Understand the different types of Air Raid Shelter used during the war
- Understand what rationing was and why it happened
- Learn about the Blitz in London
- Investigate the long-term impact of World War 2, with specific reference to the instigation of the NHS
- Grammar – fronted adverbials
- Grammar – punctuate a conversation
- Create characters, settings and plot in narratives
- Read extracts from "Goodnight Mr Tom" to gain an understanding of life as an evacuee
- Learn to make inferences from text, pictures and film to aid understanding
- Draft and edit a story from the perspective of an evacuee
- Make observational drawings of poppies and simplify
- Study propaganda posters and how they were used to communicate and inform the nation of the need for adhering to rules during the war
- Study simple graphic backgrounds and use of colour – apply to poster design
- Consideration of the display of powerful words, practising consistent size and shape for poster design
- Practise paintbrush skills
- In groups, create poster and deliver locally

EVALUATION:

What did you learn in the historical, artistic and literacy elements of the topic? Is there anything else we could have learned? Is there anything we could have left out? What do you know now that you didn't know before?

Which parts of the topic did you learn the most in? Which parts could have been approached differently?

How well did we use the values? How could we do this differ

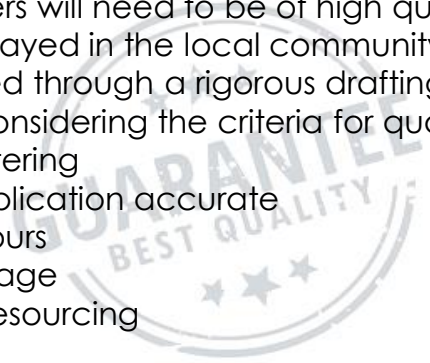
What should next year's Year 4 do differently?

At Broadstone First School, our curriculum is irresistible and learning is infectious.

VISION FOR QUALITY

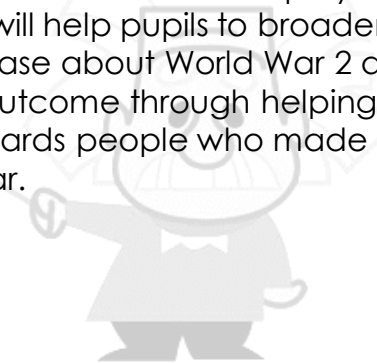
Pupils will produce a poster encouraging people to remember the sacrifices made during World War 2. These posters will need to be of high quality as they will be displayed in the local community. Quality will be achieved through a rigorous drafting and editing process, considering the criteria for quality:

- Clear lettering
- Paint application accurate
- Bold colours
- Large image
- Quality resourcing

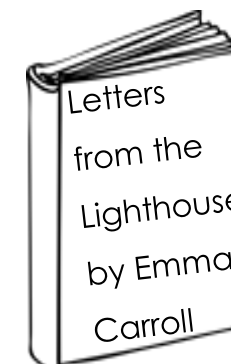


EXPERT CONSULTATION:

Pupils will visit Beaulieu National Motor Museum to learn about the war in a different environment, including the role that Beaulieu played during the war. The trip will help pupils to broaden their knowledge base about World War 2 and this will support the outcome through helping to develop empathy towards people who made a contribution during the war.



QUALITY TEXTS:



Pupils' posters will be displayed in Broadstone as an authentic part of Remembrance Day in November. This will help pupils to develop a genuine understanding and empathy for what happened during the war.

Learners will experience a "real life" evacuation and reflect on their thoughts and feelings

Learners will engage in gaining feedback/approval on their poster designs to evaluate the impact and improve their art work.


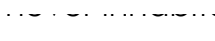
REHEARSAL FOR LIFE

COMMUNITY IMPACT:

Pupils will plan, design and create appropriately respectful posters to be displayed in Broadstone ready for Remembrance Day, which this year is on Sunday 10th November. The posters will be created to encourage members of the local community to remember the sacrifices made during World War 2.



LEARNING BEYOND SCHOOL:

Tyneham in Dorset was evacuated c  short notice during the war and was  again. It is well worth a visit.

The Keep Museum in Dorchester has a new exhibit named "Dorset at War", giving information about a range of wars including World War 2.

Remembrance Sunday is on November 10th. There are always many television programmes surrounding this event or attend the service in Poole Park.

Living history: Do you know anyone who has any expertise about the war? Grandparents or relatives? Ask them questions and interview them about their experiences and how they felt.

DISCRETE LEARNING:

Maths: We will be working on data collection, including: tally charts, bar charts and pictograms. We will then go onto place value and ordering & comparing numbers. There will be a regular focus on learning the multiplication and division tables.

PE: Compare their performances with previous ones and demonstrate improvement to achieve their personal best

ICT: analysing, evaluating and presenting data and information, which will link to the maths we are covering this term

SCIENCE INVESTIGATION: gathering, recording, classifying and presenting data in a variety of ways to help in answering questions; recording findings using simple scientific language, drawings, labelled diagrams, keys, bar charts, and tables which will link to the maths we are covering

OBJECTIVES

The National Curriculum 2014 objectives can be found on our website <http://fluencycontent2-schoolwebsite.netdna-ssl.com/FileCluster/BroadstoneMiddleSchool/MainFolder/first-school/Curriculum/KS1-OVERVIEW-OF-OBJECTIVES-YEAR-2.pdf>