



RATIONALE:

Recent research has quoted a 30-million-word gap between the least and most advantaged 3-year-old. It is difficult to overstate the benefits of instilling a love of reading in a child. According to research by the OECD, reading for pleasure is more important than a family's socio-economic status in determining a child's success at school. Our topic has been designed to further develop a love of reading through traditional favourites. Our learners will take on the challenge of bringing stories to life for other young learners through storytelling techniques. The topic will build and broaden vocabulary enabling learners to develop their own writing and tackle more complex texts as they move through school. We will be building on the learners knowledge from their story topic in Early Years by improving the use of language and story telling ability. As design technology is a main focus this topic, we will be teaching the learners how to design, draw and evaluate their ideas whilst working together in groups. Their creations will be used to enhance their storytelling, bringing characters to life and inspiring others to engage with the stories they tell. It is a wonderful walk in the world of imagination and sets them up beautifully for story writing in year two. Now let me begin.....

English
DT
Computing

We VALUE creativity

We will be encouraging the learners to show creativity by being original and using their own ideas in their writing. We will focus on the children becoming great story tellers and using a range of techniques to engage their audience.

We VALUE Respect

We will be encouraging the learners to show respect by taking pride in their work and supporting others to be proud of their performance of their stories. By working collaboratively, the learners will be required to develop their skills of negotiating and learn to compromise their ideas.

We VALUE Independence

We will be encouraging the learners to show independence by helping to identify their own and others strengths. We will be working collaboratively which will allow the children to shine in their chosen roles.

CHALLENGE: Year 1 – We have received a letter from a local Nursery explaining that pre-schoolers don't know traditional tales like they used to. Can we help them out by learning, practising and then retelling our chosen traditional tale with puppets to the Nursery children.

OUTCOME: Performance of a traditional tale to Little Hoppers Nursery

STEPS TO SUCCESS:

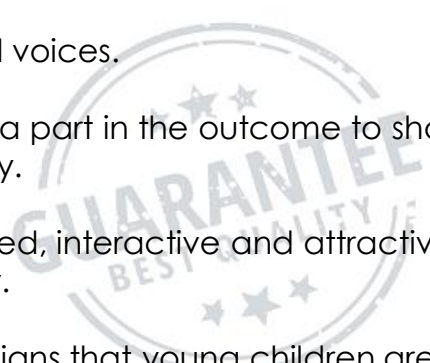
- Listen to and discuss a wide range of traditional tales.
- Discuss the similarities, differences, recognise and join in with repeated and predictable phrases.
- Become very familiar with one traditional tale.
- Learn the traditional tale through story maps and actions – Talk for Writing approach.
- Create a storyboard to show the key events of the story.
- Use search tools and copy and paste images from google for a digital storyboard.
- Write character descriptions for the main characters in the story, using adjectives.
- Write a short narrative for the main events of the story by sequencing sentences, using adjectives and verbs.
- Re-read our short narratives to check that our sentences make sense.
- Explore and evaluate a range of different existing products, be able to evaluate existing puppets.
- Design a purposeful, functional and appealing character puppet to use when retelling the story.
- Generate, develop, model and communicate our ideas through talking, drawing templates, mock ups.
- Use appropriate tools for cutting, joining and finishing.
- Select from and use a wide range of materials and components, including construction materials, according to their characteristics.
- Evaluate our designs against the design criteria.
- Make our puppet, using our designs and evaluations.
- Speak audibly and fluently when we retell the traditional tale to the nursery children.
- Gain, maintain and monitor the interests of the listener by using actions and puppets when retelling.

EVALUATION:

- How well did we remember and retell our traditional tale?
- Did the Nursery children enjoy the experience?
- Did we speak clearly and confidently?
- Were our puppets attractive and functional?
- Did we evaluate our designs effectively?
- What else do we still need to learn?
- What might have helped us to learn better?


VISION FOR QUALITY:

- Learners to tell the story by heart.
- Clear, loud voices.
- Each take a part in the outcome to share responsibility.
- A completed, interactive and attractive puppet for the story.
- Robust designs that young children are able to interact with.




EXPERT CONSULTATION:

Local author of children's books to come in and do some story telling, and workshop on being an author and the writing process.




QUALITY TEXTS:



COMMUNITY IMPACT:

Nursery link – learners will provide a story telling experience to teach the children about traditional tales and make it exciting and interactive through the design technology element



LEARNING BEYOND SCHOOL:



Here are a few suggestions on how you can help to support your children in their topic learning:

- Read traditional tales together.
- Retell their stories at home to family members.
- Act out different stories with puppets.
- Watch the Gruffalo together or revolting rhymes and discuss the story, images and story telling.
- If you have any puppets at home, we would love you to bring them in for inspiration for our design technology learning!

DISCRETE LEARNING:

Phonics - Respond speedily with the correct sound to graphemes (letters or groups of letters) for all 40+ phonemes, including, where applicable, alternative sounds for graphemes

- Read accurately by blending sounds in unfamiliar words containing GPCs that have been taught.

P.E – participate in team games, developing simple tactics for attacking and defending

Maths – This term we are building learning about number bonds to 10 and 20, adding numbers to find totals and learning about 2d and 3d shapes.

OBJECTIVES

The National Curriculum 2014 objectives can be found on our website <http://fluencycontent2-schoolwebsite.netdna-ssl.com/FileCluster/BroadstoneMiddleSchool/MainFolder/first-school/Curriculum/KS1-OVERVIEW-OF-OBJECTIVES-YEAR-2.pdf>