



**💡 RATIONALE:**

Broadstone first would like to invite you all to celebrate Christmas with us and your children at our very special Christmas carol concert. This is a special time of year for children who enjoy the magic of Christmas and we will be celebrating with them during this topic by learning to perform a nostalgic Christmas carol. Christmas songs and music are an important part of our cultural heritage and the children will be building on previous knowledge and skills of how to perform to an audience. As you will remember, in Reception, the children put on a beautiful performance and we will be developing those qualities during this topic. We will be exploring the story setting of 'Harvey Slumfenburger' and building on our knowledge of verbs and adjectives.

English

Art

Music

**👉 We VALUE creativity**

We will be encouraging the learners to show creativity by designing and making a candleholder to be used at the carol service as our outcome. They will consider ideas about how to create different effects and which ideas are most successful

**👉 We VALUE Respect**

We will be encouraging the learners to show respect by taking pride in their work and supporting others to be proud of their performance of their carol. They will build their understanding of the Christian faiths and beliefs of others

**👉 We VALUE Independence**

We will be encouraging the learners to show independence by thinking about what Christmas means to them and their families.

**CHALLENGE:** Year 1 – Mrs McDonald needs us to help the choir this year at the Christmas performance by learning a Christmas carol that we can sing in the service.

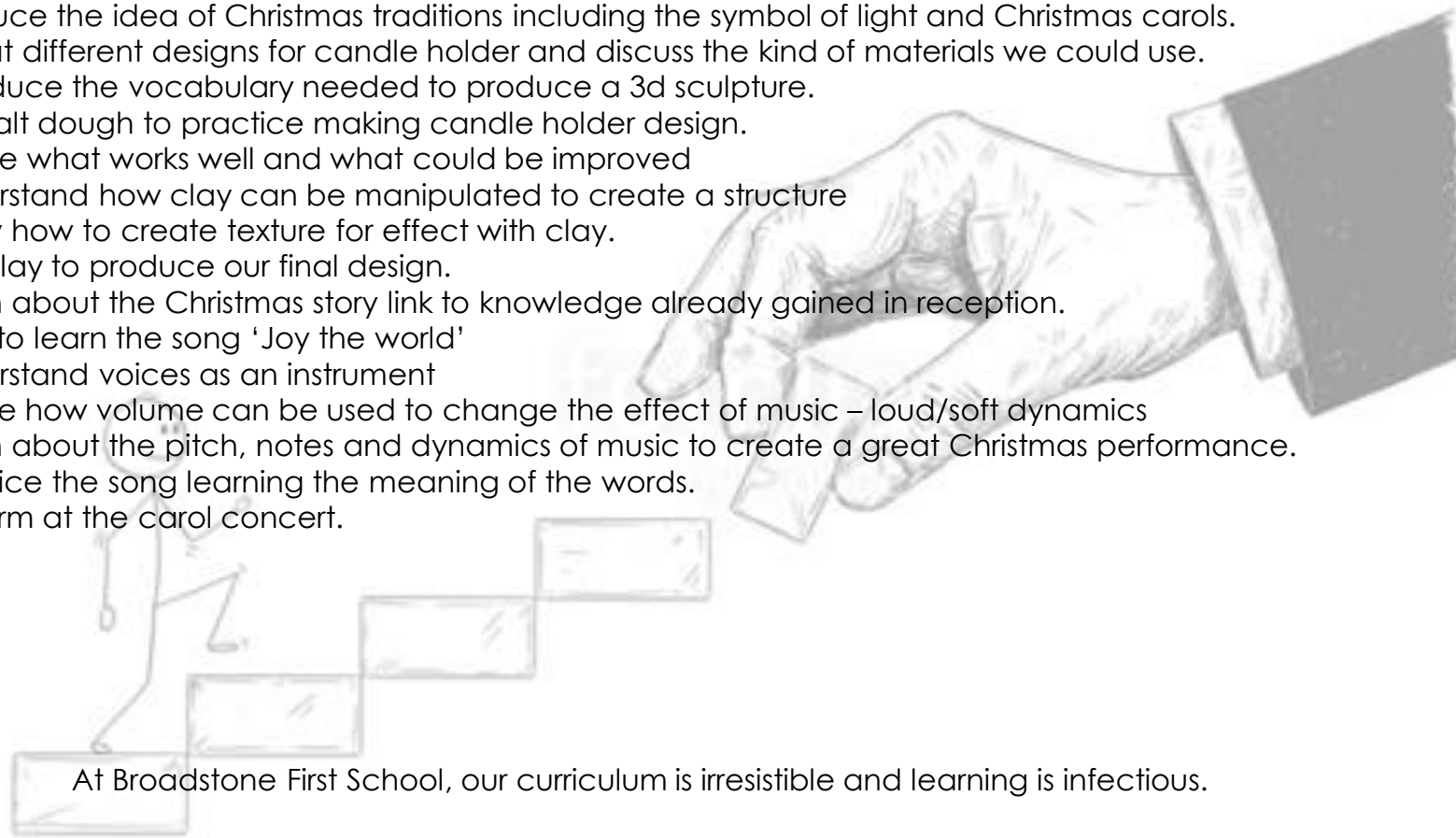
**OUTCOME:** Performance of a Christmas carol at the carol concert.

**STEPS TO SUCCESS:**

- Introduce the idea of Christmas traditions including the symbol of light and Christmas carols.
- Look at different designs for candle holder and discuss the kind of materials we could use.
- Introduce the vocabulary needed to produce a 3d sculpture.
- Use salt dough to practice making candle holder design.
- Notice what works well and what could be improved
- Understand how clay can be manipulated to create a structure
- Know how to create texture for effect with clay.
- Use clay to produce our final design.
- Learn about the Christmas story link to knowledge already gained in reception.
- Start to learn the song 'Joy the world'
- Understand voices as an instrument
- Define how volume can be used to change the effect of music – loud/soft dynamics
- Learn about the pitch, notes and dynamics of music to create a great Christmas performance.
- Practice the song learning the meaning of the words.
- Perform at the carol concert.

**EVALUATION:**

- How well did we remember and sing our Christmas carol?
- What did we enjoy about creating our candle holder , and what could we have done better?
- Can we talk about the festival of Christmas and what it mean to us and our families?
- What did we learn that most helped our performance?
- What can you tell me about what is important when we think like an artist?
- What did our carol tell us about the message of Christmas?
- What you do art topics in the future what do you think will be most important to remember?



At Broadstone First School, our curriculum is irresistible and learning is infectious.

VISION FOR QUALITY:


- Singing in unison
- Words learnt and correct
- Singing in tune
- Voices used for expression – loud and soft
- Smile at the audience!
- Candle holders reflect candle light
- Candle holders hold candles!



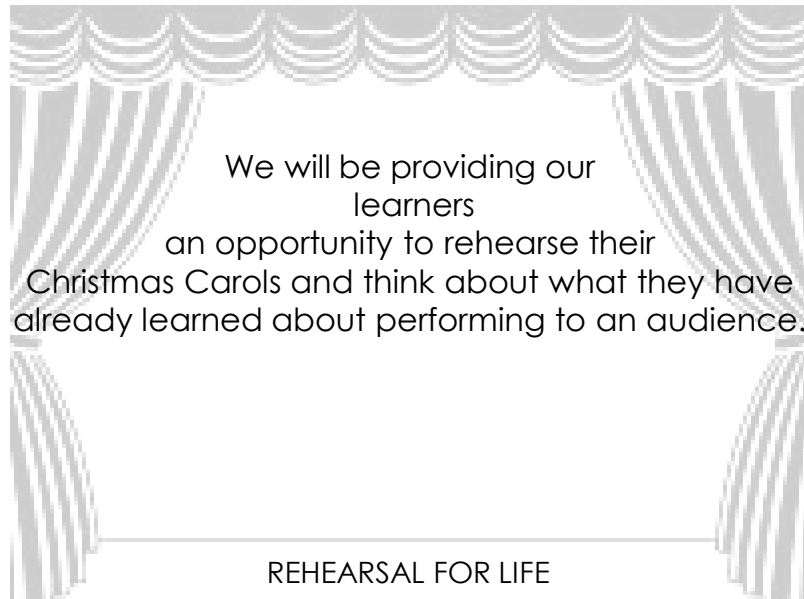

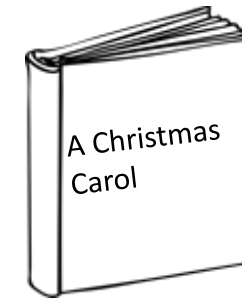
EXPERT CONSULTATION:

Mrs McDonald needs us to help her with the carol concert to make it great for the parents at Christmas.

Join in with choir to help us with our practice.



QUALITY TEXTS:



COMMUNITY IMPACT:

Links to St John's Church with the whole school being invited to the church for the carol service.



LEARNING BEYOND SCHOOL:



Here are a few suggestions on how you can help to support your children in their topic learning:

- Learn some Christmas songs together.
- Write a letter to Santa to post .
- Write a Christmas list.
- Share some favourite Christmas stories together.
- Talk about what Christmas traditions you have in your family.

DISCRETE LEARNING:

Phonics - Respond speedily with the correct sound to graphemes (letters or groups of letters) for all 40+ phonemes, including, where applicable, alternative sounds for graphemes

- Read accurately by blending sounds in unfamiliar words containing GPCs that have been taught.

P.E – Master basic movements including running , jumping, throwing and catching as well as developing balancing, agility and co-ordination and begin to apply these in a range of activities.

-Maths – This term we are building on learning about addition and subtraction and 2d and 3d shapes.

OBJECTIVES

The National Curriculum 2014 objectives can be found on our website <http://fluencycontent2-schoolwebsite.netdna-ssl.com/FileCluster/BroadstoneMiddleSchool/MainFolder/first-school/Curriculum/KS1-OVERVIEW-OF-OBJECTIVES-YEAR-2.pdf>