



 RATIONALE:

During this learning journey, the children will have the opportunity to develop their techniques in art and design, as they experiment with the use of materials and styles. As the children explore a range of famous artists and their artwork, they will learn to communicate and appreciate their understanding of the art and design, including the emotions they have towards contrasting artwork and style. As we live in an increasingly diverse society, it's important for us to appreciate and recognise that what we see may be different to someone else's interpretation, understanding that our values and views are developed from our background and life experiences which are of course different for each one of us! Teaching children to recognise the choices an artist makes in portraying a subject will help them to develop this skill as we all bring our thoughts to the artistic table to create our own artwork. Learning to express themselves and take risks in creating art, as well as developing a sense of innovation will all be part of this learning journey. The children will apply what they have learnt to create an attractive, appealing piece of artwork in the style of a Turkish artist, Princess Fahrelnissa Zeid to capture our BFS 'school identity'. This will be displayed outside in our school environment for years to come!

English

Maths

Art and design



We VALUE creativity

Learners will be expected to generate ideas about BFS as a starting point for their artwork. They will think divergently as they consider ways to represent their ideas and will develop their ability to judge the value of their work as they consider impact for the observer.



We VALUE Respect

Through investigating the work of Zeid, learners will be expected to articulate feelings and develop empathy with the artist and her point of view. Working on a whole class piece will require skills of negotiation and compromise as they communicate their ideas and make decisions appropriately.



We VALUE Independence

The learners will focus on developing their abilities to be resourceful in this project. They will need to develop their skills of visioning so that they are clear as a whole class what they are working towards. The learners will need to plan time effectively and working with others effectively to be successful.

CHALLENGE: An innovative, attractive backdrop is required to bring life to the Year Reception outside learning space. Can the children take up the challenge of creating artwork that will communicate what it's like to be part of the Broadstone First School community, in the style of Turkish artist, Princess Fahrelnissa Zeid? It's time to tell our BFS story through art to someone who doesn't know anything about our school!

OUTCOME: As a team, the children will create large pieces of artwork in the style of a Turkish artist, best known for her abstract paintings with kaleidoscopic patterns. The artwork will be displayed outside in the Year Reception playground, to bring colour, identity and appeal.

STEPS TO SUCCESS:

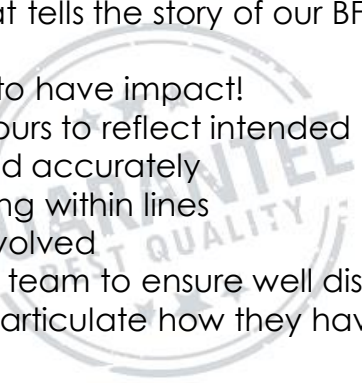
- Set the Challenge- request from our Year Reception teachers and learners to make their outside learning space more appealing and attractive through artwork.
- Explore a range of artists and their styles.
- Consider and critique artwork and articles about artwork in order to justify thinking and opinion. Listen to how other people's views are similar or different to their own. Respect the views that each person has.
- Write a critique of a piece of artwork, considering the purpose, audience and layout.
- Reflect on the importance of art and what art is.
- Consider possible materials that artists use and learn how to use these materials to create their own artwork.
- Have a go at still life drawing and then use this to create an abstract piece from the same them
- Recognise and draw 2D shape within artwork and be able to describe their properties.
- Learn to mix and create colour when painting, and learn how colour can link to emotion.
- Research the artwork of Princess Fahrelnissa Zeid and learn about her life.
- Use the computer to search safely, and recognise the importance of keeping ourselves safe online.
- Ask an artist questions about life as an artist and their artwork.
- Each learner will plan and create a small design in the style of Princess Fahrelnissa Zeid, and replicate it using different media
- Design the large scale piece of art for the Reception area; taking into account the colours, shapes, and telling the story of our school community through the design.
- Measure and compare length using millimetres, centimetres and metres.
- Plan the making process of the large scale piece of art; use their understanding of perimeter and scaling in Maths to measure the space where the art will be displayed.
- Make the final design, and work together as a team to meet the deadline.
- Consider how the artwork could be shared with the school community at a reveal event, and let the community know when it will be taking place; write a letter to invite guests to the event.
- Receive feedback from the Year Reception team about the artwork in their learning space.

EVALUATION:

- What went well?
- How effectively did we meet the challenge of creating an appealing, attractive piece of artwork for the Year Reception learning space?
- How does the artwork make you feel?
- Which learning activities helped to achieve the aim the best?
- How effective was your time management?
- How well did you work as a team?
- Which were less successful?
- What changes could be implemented for next year?

VISION FOR QUALITY:

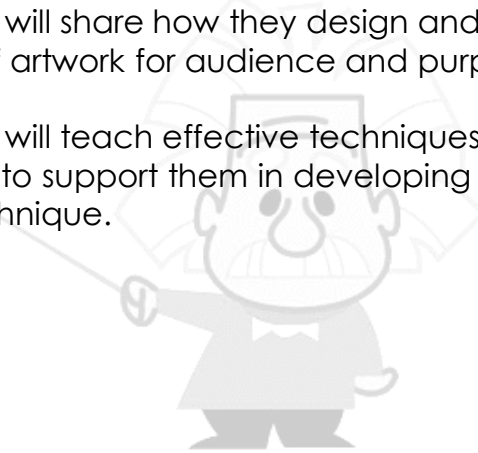
- We aim to design an appealing, attractive piece of artwork that tells the story of our BFS community
- Big and Bold to have impact!
- Range of colours to reflect intended meaning
- Colour applied accurately
- Precise painting within lines
- All learners involved
- Work with site team to ensure well displayed
- Children can articulate how they have contributed



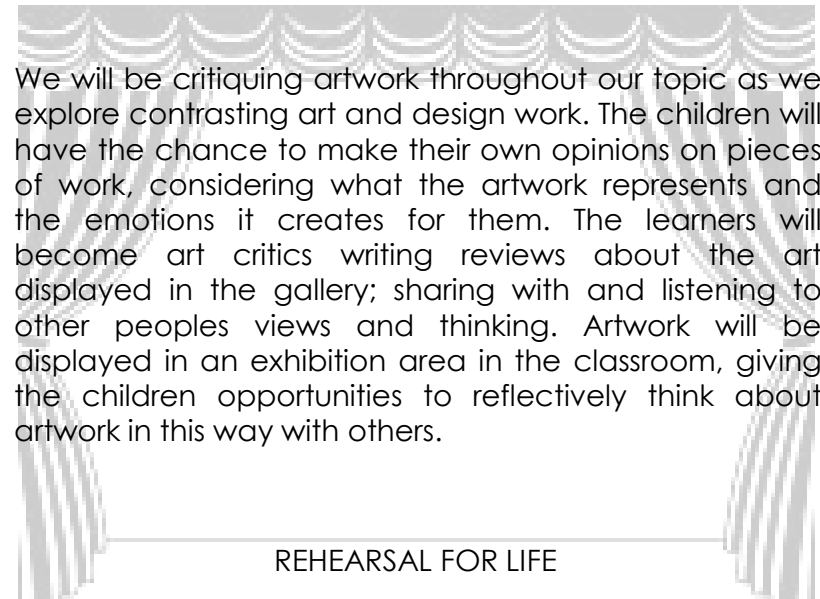
EXPERT CONSULTATION:

An artist will share how they design and develop a piece of artwork for audience and purpose.

An artist will teach effective techniques to the learners to support them in developing their style and technique.



QUALITY TEXTS:



We will be critiquing artwork throughout our topic as we explore contrasting art and design work. The children will have the chance to make their own opinions on pieces of work, considering what the artwork represents and the emotions it creates for them. The learners will become art critics writing reviews about the art displayed in the gallery; sharing with and listening to other peoples views and thinking. Artwork will be displayed in an exhibition area in the classroom, giving the children opportunities to reflectively think about artwork in this way with others.

REHEARSAL FOR LIFE

COMMUNITY IMPACT:

Our final piece of artwork will be designed and created for our Broadstone First School community to enjoy as part of the outside area in the Year Reception learning space. We hope that the art will capture our school ethos to visitors in an appealing, innovative way.



LEARNING BEYOND SCHOOL:



These are optional ways that you can support your child's learning alongside what will be teaching in school...

Visit the Poole and Bournemouth Selfie Wall Trail to see 11 spectacular, vibrant and eye catching murals dotted along the seafront. Find out more by visiting the link below. We'd love to see a selfie of you with your favourite mural.

<https://www.pooletourism.com/ideas-and-inspiration/selfiewalltrail>

Visit an Art exhibition, and capture one of the artists work, life and style. Identify the materials the artist commonly uses and come to your own conclusion on their work. How does it make you feel? What do you interpret from the artwork displayed?

Have a go at drawing and sketching an everyday object. Use shading to create a 3D effect. We'd love to display your artwork in our classroom gallery throughout our topic so why not bring it in once you've had a go. Others can then appreciate your artwork too!

DISCRETE LEARNING:

Science: Investigate art materials that are best suited to outdoor artwork. Experiment to find out which material we should use to create our final piece of artwork for the outdoor learning space.

PE: In outdoor PE, the learners will develop the skills of shooting, passing and dribbling in Football. In indoor PE, the learners will be developing their balance and co-ordination in Dance and Yoga.

OBJECTIVES

The National Curriculum 2014 objectives can be found on our website <http://fluencycontent2-schoolwebsite.netdna-ssl.com/FileCluster/BroadstoneMiddleSchool/MainFolder/first-school/Curriculum/KS1-OVERVIEW-OF-OBJECTIVES-YEAR-2.pdf>

COMPUTING:

Use technology safely, respectfully and responsibly, and know how to report any concerns about contact and content.
Copy and paste a picture and label onto a powerpoint presentation to upload to the website to advertise the reveal.